
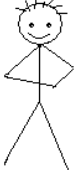







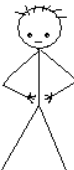
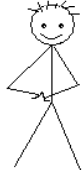









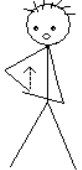



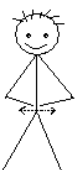




“GIVE THANKS”

April 13, 2008

By Rebecca Enney

This morning we have an instructional liturgy printed in the bulletin to help us know why we worship in the way we do. So, this is a good morning to learn what the signs are when we sign “Give Thanks” after the offering is collected!

					
<u>GIVE THANKS</u>	<u>WITH</u> <u>A</u>	<u>GRATFUL</u>	<u>HEART</u>		
		<div style="border: 2px solid gray; padding: 10px; display: inline-block;">GIVE THANKS</div>			
<u>GIVE THANKS</u>	<u>TO THE</u>	<u>HOLY ONE</u>			
					
<u>GIVE THANKS</u>	<u>BECAUSE</u>	<u>HE'S GIVEN</u>	<u>JESUS CHRIST, HIS SON</u>		
					
<u>AND NOW</u>	<u>LET</u> <u>THE</u>	<u>WEAK</u>	<u>SAY</u>	<u>I AM</u>	<u>STRONG</u>
					
<u>LET</u>	<u>THE</u>	<u>POOR</u>	<u>SAY</u>	<u>I AM</u>	<u>RICH</u>
					
<u>BECAUSE</u>	<u>OF WHAT THE LORD</u>	<u>HAS DONE</u>	<u>FOR US</u>	<u>GIVE THANKS</u>	

There are a number of ways that you as children can lead the congregation in worship. One way is when you sing in the choirs. Another way is to help as an 'offering assistant'. You can also come forward to help lead the congregation when we sing "Give Thanks!" Just come on up and stand beside me and we can do it together!

THE END