

WEEK
THREE
DECEMBER 2021

SMALL GROUP

K-1

TODAY'S SUGGESTED SCHEDULE

TODAY'S BIBLE STORY

Because of Christmas Day
Jesus Is Born/Shepherds Visit
Luke 2:1-20

TODAY'S BOTTOM LINE

Celebrate because
God sent a Savior.

MONTHLY MEMORY VERSE

"God so loved the world that
he gave his one and only Son.
Anyone who believes in him will
not die but will have eternal life."
John 3:16, NIV

MONTHLY LIFE APP

Christmas—Celebrating Jesus,
God's greatest gift

BASIC TRUTH

I can trust God no matter what.

PRELUDE: Setting the tone for the experience

See the **Getting Ready** pages at the end of this document for a detailed description of what you'll need for today.
In the **Prelude** folder of your curriculum, you'll find a variety of other resources to help you prepare.

SMALL GROUP

15
MIN

SOCIAL: Providing time for fun interaction

Early Arriver
Opening Activity

LARGE GROUP

35
MIN

STORY: Communicating God's truth in engaging ways **WORSHIP: Inviting people to respond to God**

Welcome/Opener
Worship ("Joy to the World (Glory to the King)" from *Joy to the World (Glory to the King)* single and "O Come All Ye Faithful" from *Have a Fancy Yancy Christmas*)
Bible Story
Bottom Line
Prayer
Closer

SMALL GROUP

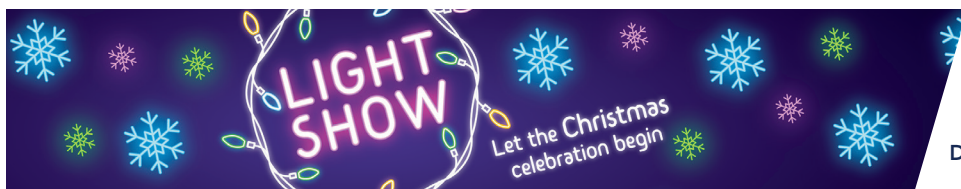
25
MIN

GROUPS: Creating a safe place to connect

Bible Story Review: Celebrate Jesus!
Application Activity: Celebration Stations
Memory Verse Activity: Memory Verse Mania
Prayer Activity: Pray and Dismiss

HOME: Prompting action beyond the experience

Parent Cue Card (print or email)
Devotionals for Kids
Parent Cue App



WEEK
THREE
DECEMBER 2021

SMALL GROUP

K-1

PRELUDE

SOCIAL

STORY

WORSHIP

GROUPS

HOME

PROVIDING TIME FOR FUN INTERACTION
15 MINUTES

MADE TO CREATE

an activity that explores ideas through the process of drawing, building, designing, and problem-solving



Before kids arrive, take a few moments to pray for them. Pray that your kids will not just hear the story of God sending Jesus but that they will understand the depth and importance of His Son being given to us. Ask that each kid will lean into the childlike joy He has placed in each of them and will be full of His light today as they go into this Christmas week!

TODAY'S BIBLE STORY

Because of Christmas Day
Jesus Is Born/Shepherds Visit
Luke 2:1-20

1. EARLY ARRIVER

WHAT YOU NEED: Offering container, Play-Doh®, markers, and paper; Optional tissue paper, scissors, and glue sticks if doing "Celebrate Jesus!" Activity

TODAY'S BOTTOM LINE

**Celebrate because
God sent a Savior.**

WHAT YOU DO:

- Welcome kids to Small Group.
- Invite kids to place their offerings in the container if they brought them.
- Guide kids to draw or sculpt the best gift they could or would like to give.
- Encourage kids to share about their creations.
- *Option: If doing "Celebrate Jesus!" Activity, invite kids to cut and glue tissue paper to decorate the piñata.*

MONTHLY MEMORY VERSE

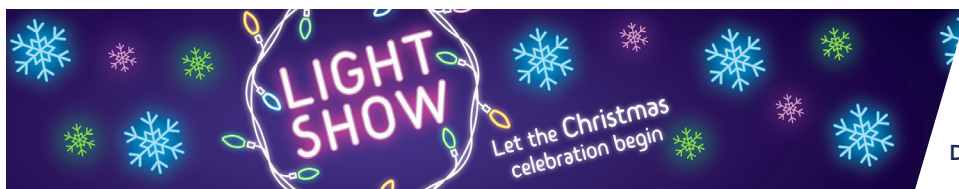
**"God so loved the world that
he gave his one and only Son.
Anyone who believes in him will
not die but will have eternal life."**
John 3:16, NIV

MONTHLY LIFE APP

**Christmas—Celebrating Jesus,
God's greatest gift**

BASIC TRUTH

I can trust God no matter what.



WEEK
THREE
DECEMBER 2021

SMALL GROUP

K-1

PRELUDE

SOCIAL

STORY

WORSHIP

GROUPS

HOME

PROVIDING TIME FOR FUN INTERACTION
15 MINUTES

MADE TO MOVE

an activity that increases the oxygen
in the brain and taps into the energy
in the body



2. OPENING ACTIVITY

WHAT YOU NEED: "Christmas Corners" Activity Pages,
hula hoops, music playing device, upbeat Christmas music,
and Christmas carols

WHAT YOU DO:

- Set hula hoops in the four "corners" of your environment. (If you don't have corners, just set the hula hoops in four areas, generally in the shape of a square.)
- Place or post a "Christmas Corners" image near each hoop. As you do, tell kids which Christmas carol each image represents. Hum or play a snippet of the tune.
- Play the upbeat music, guiding kids to mingle around the room.
- Stop the music, leading kids to quickly move to the hula hoop of their choice.
- Play one of the Christmas carols. The kids in that carol's "corner" are "out." (Try to play the carols randomly without looking at the kids.)
- Restart the general Christmas music, leading kids to mingle again.
- Repeat the game as time allows or until all kids are "out."

WHAT YOU SAY:

"What a fun game! What do all of these Christmas songs have in common? (They're about Jesus. they're about when Jesus was born.) Yes! They all celebrate the night Jesus was born! **[Transition]** Let's go to Large Group and learn more."

Lead your group to the Large Group area.

TODAY'S BIBLE STORY

Because of Christmas Day
Jesus Is Born/Shepherds Visit
Luke 2:1-20

TODAY'S BOTTOM LINE

**Celebrate because
God sent a Savior.**

MONTHLY MEMORY VERSE

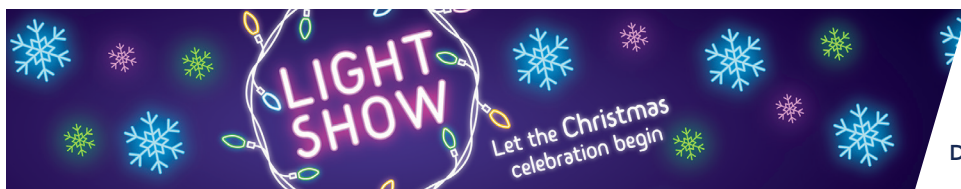
**"God so loved the world that
he gave his one and only Son.
Anyone who believes in him will
not die but will have eternal life."**
John 3:16, NIV

MONTHLY LIFE APP

**Christmas—Celebrating Jesus,
God's greatest gift**

BASIC TRUTH

I can trust God no matter what.



WEEK
THREE
DECEMBER 2021

SMALL GROUP

K-1

PRELUDE

SOCIAL

STORY

WORSHIP

GROUPS

HOME

CREATING A SAFE PLACE TO CONNECT
25 MINUTES

MADE TO MOVE

an activity that increases the oxygen
in the brain and taps into the energy
in the body



1. CELEBRATE JESUS!

[TALK ABOUT GOD | BIBLE STORY REVIEW]

WHAT YOU NEED: Prepared piñata, stick, painter's tape,
and blindfold(s); optional broom handle if needed

WHAT YOU DO:

- Hang the piñata from a safe location in your environment or tie the piñata to a broom handle for an adult to hold.
- Guide kids to line up smallest to tallest, about 15 feet from the piñata. Tape a line on the floor for kids to safely stay behind.
- Blindfold the first kid in line.
- Lead them near the piñata then gently spin them around three or four times while you say the Bottom Line. **Celebrate because God sent a Savior.**
- Hand the kid the stick and give them two or three opportunities to hit the piñata.
- Encourage the other kids to cheer them on, but be sure they stay behind your safety mark.
- **IMPORTANT SAFETY TIP:** When a kid successfully breaks the piñata, direct the other kids to freeze until the stick is down and you give a go-ahead signal.
- After the kids gather the candy, help them work together to sequence the "Celebrate Jesus!" cards and retell the story.
 - Gabriel told Mary she would have a baby.
 - Joseph and Mary traveled to Bethlehem.
 - Mary gave birth to Jesus in a place where animals stayed. She laid Him in a manger.
 - In the fields outside Bethlehem, shepherds were taking care of their sheep at night. An angel appeared to them: v. 10-12. Suddenly a large group of angels appeared, praising God (v. 14).
 - The shepherds headed to Bethlehem and found Mary, Joseph, and Jesus.

WHAT YOU SAY:

Before the activity

- "How does your family celebrate birthdays? (*Pause for responses.*) How does your family celebrate Christmas? (*Pause for responses.*) Today, we learned that we can **celebrate because God sent a Savior**. Who is our Savior? Yes, it's Jesus! Christmas is Jesus' birthday. Sometimes people celebrate birthdays with piñatas! Let's celebrate JESUS' birthday with a piñata!"

After the activity

- "We can **celebrate because God sent a Savior**. Jesus! God loved us SO much that He sent His one and only Son, Jesus, to be our Savior. Wow! Now THAT'S a reason to celebrate!"

TODAY'S BIBLE STORY

Because of Christmas Day
Jesus Is Born/Shepherds Visit
Luke 2:1-20

TODAY'S BOTTOM LINE

**Celebrate because
God sent a Savior.**

MONTHLY MEMORY VERSE

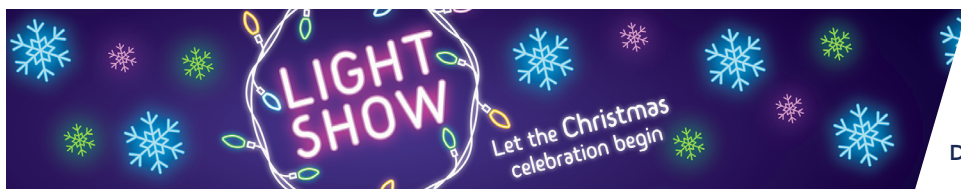
**"God so loved the world that
he gave his one and only Son.
Anyone who believes in him will
not die but will have eternal life."**
John 3:16, NIV

MONTHLY LIFE APP

**Christmas—Celebrating Jesus,
God's greatest gift**

BASIC TRUTH

I can trust God no matter what.



WEEK
THREE
DECEMBER 2021

SMALL GROUP

K-1

PRELUDE

SOCIAL

STORY

WORSHIP

GROUPS

HOME

CREATING A SAFE PLACE TO CONNECT
25 MINUTES

MADE TO CREATE

an activity that explores ideas through the process of drawing, building, designing, and problem-solving



2. CELEBRATION STATIONS

[LIVE FOR GOD | APPLICATION ACTIVITY]

WHAT YOU NEED: Musical instruments and art supplies

WHAT YOU DO:

- Set out the materials. If your environment allows, create a "music" station and an "art" station.
- Invite the kids to create songs, dances, or works of art to celebrate Jesus!
- They can work independently or with friends. The kids' creativity and imaginations are the only limits!
- When kids finish, they can share their "celebrations" with the group.

WHAT YOU SAY:

"I love how you're celebrating Jesus! You guys can be proud of how you used the creativity God gave you! Christmas is all about celebrating Jesus, God's Son. God loved us SO much that He sent Jesus to be our Savior so we can always be with God.

[Make It Personal] (Briefly tell kids how you came to believe in Jesus and follow Him. Be sure to use words the kids can understand.)

(Note: Depending on what you know about your kids, it might be a good idea to simply "plant the seeds" and have a conversation about salvation without explicitly leading kids to take the step of faith. If a child's parents are already believers, they may want to be present for the moment when their child begins their relationship with Jesus. Use your judgment and your knowledge of your kids' home lives when having this conversation.)

"So we can **celebrate because God sent a Savior**. We can celebrate because God sent JESUS!"

TODAY'S BIBLE STORY

Because of Christmas Day
Jesus Is Born/Shepherds Visit
Luke 2:1-20

TODAY'S BOTTOM LINE

**Celebrate because
God sent a Savior.**

MONTHLY MEMORY VERSE

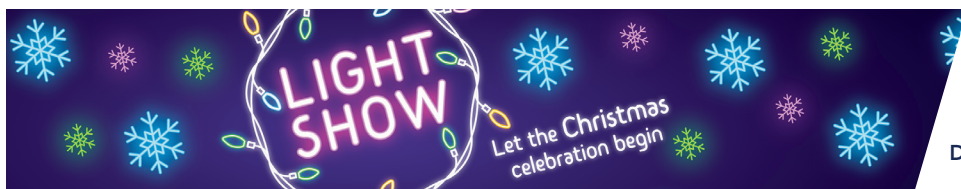
**"God so loved the world that
he gave his one and only Son.
Anyone who believes in him will
not die but will have eternal life."**
John 3:16, NIRV

MONTHLY LIFE APP

**Christmas—Celebrating Jesus,
God's greatest gift**

BASIC TRUTH

I can trust God no matter what.



WEEK
THREE
DECEMBER 2021

SMALL GROUP

K-1

PRELUDE

SOCIAL

STORY

WORSHIP

GROUPS

HOME

CREATING A SAFE PLACE TO CONNECT
25 MINUTES

MADE TO MOVE

an activity that increases the oxygen
in the brain and taps into the energy
in the body



*3. MEMORY VERSE MANIA

[HEAR FROM GOD | MEMORY VERSE ACTIVITY]

WHAT YOU NEED: "Memory Verse Cards" candy canes in
cups, fishing poles, and Bible marked at John 3

WHAT YOU DO:

- Invite a volunteer to open the Bible where marked.
- Read the verse aloud, phrase by phrase, encouraging kids to echo you.
- Help kids get into groups of three or four. Guide the teams to line up at one end of your environment.
- Set a cup of candy canes across from each team.
- Show kids how they can use a "fishing pole" to hook a candy cane from the cup.
- Give the first kid on each team a fishing pole.
- At your signal, kids run to their team's cup, hook a candy cane, run back to their team, and hand the "pole" to the next kid.
- Play continues until every team collects all their candy canes.
- Guide kids to put the candy canes in order.
- Read the verse aloud, encouraging kids to say it with you.

WHAT YOU SAY:

"God loved us SO much that He sent His one and only Son to be our Savior. Who is God's Son? (Jesus!) Yes, Jesus is God's Son! John 3:16 tells us that God gave us His only Son so we can be with Him forever.

"So can we **celebrate because God sent a Savior**? (Yes!) Yes! We can celebrate because God sent JESUS!" (Let kids share how their families are celebrating Jesus this weekend.)

TODAY'S BIBLE STORY

Because of Christmas Day
Jesus Is Born/Shepherds Visit
Luke 2:1-20

TODAY'S BOTTOM LINE

**Celebrate because
God sent a Savior.**

MONTHLY MEMORY VERSE

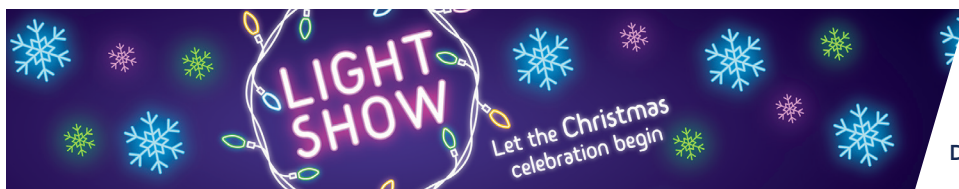
**"God so loved the world that
he gave his one and only Son.
Anyone who believes in him will
not die but will have eternal life."**
John 3:16, NIRV

MONTHLY LIFE APP

**Christmas—Celebrating Jesus,
God's greatest gift**

BASIC TRUTH

I can trust God no matter what.



WEEK
THREE
DECEMBER 2021

SMALL GROUP

K-1

PRELUDE

SOCIAL

STORY

WORSHIP

GROUPS

HOME

CREATING A SAFE PLACE TO CONNECT
25 MINUTES

MADE TO REFLECT

an activity that creates space
for personal processing
and application



4. PRAY AND DISMISS

[PRAY TO GOD | PRAYER ACTIVITY]

WHAT YOU NEED: Hymnal or lyrics app with "Hark! The Herald Angels Sing;" *Optional music accompaniment to "Hark! The Herald Angels Sing" on device like a smartphone*

WHAT YOU DO:

- Use the conversation below as a guide to lead kids into a song of prayer.

WHAT YOU SAY:

"Today we learned that we can **celebrate because God sent a Savior!** Who is our Savior? Jesus! God loved us SO much that He sent His one and only Son, Jesus, to be our Savior. Wow! Now THAT'S a reason to celebrate! Let's pray and celebrate by singing a Christmas carol together."

(Lead kids in singing Hark! "The Herald Angels Sing" as a prayer of celebration. Briefly explain that "hark" means to listen and "herald angels" are angels who bring a message from God.)

As adults arrive to pick up, encourage kids to tell their parent(s) today's Bottom Line, **celebrate because God sent a Savior.**

TODAY'S BIBLE STORY

Because of Christmas Day
Jesus Is Born/Shepherds Visit
Luke 2:1-20

TODAY'S BOTTOM LINE

**Celebrate because
God sent a Savior.**

MONTHLY MEMORY VERSE

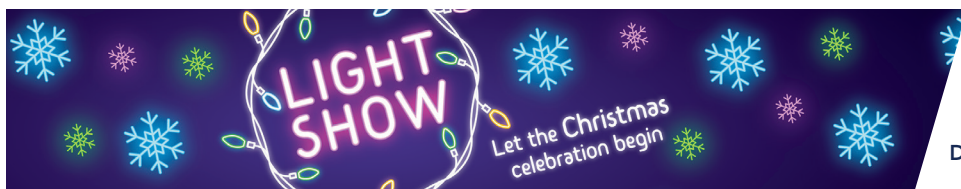
"God so loved the world that
he gave his one and only Son.
Anyone who believes in him will
not die but will have eternal life."
John 3:16, NIV

MONTHLY LIFE APP

**Christmas—Celebrating Jesus,
God's greatest gift**

BASIC TRUTH

I can trust God no matter what.



WEEK
THREE
DECEMBER 2021

SMALL GROUP

K-1

PRELUDE

SOCIAL

STORY

WORSHIP

GROUPS

HOME

GETTING READY

HERE'S EVERYTHING YOU NEED TO KNOW TO GET READY FOR THIS WEEK

SOCIAL: PROVIDING TIME FOR FUN INTERACTION (15 MINUTES)

Welcome kids and spend time engaging in conversation and catching up. Get ready to experience today's story.

(Choose one or both of these activities.)

1. EARLY ARRIVER

Made to Create: an activity that explores ideas through the process of drawing, building, designing, and problem-solving

WHAT YOU NEED:

- Offering container
- Play-Doh®
- Markers
- Paper
- *Optional if doing "Celebrate Jesus!" Activity:*
 - Tissue paper
 - Scissors
 - Glue sticks

2. OPENING ACTIVITY

Made to Move: an activity that increases the oxygen in the brain and taps into the energy in the body

WHAT YOU NEED:

- Print the "Christmas Corners" Activity Pages on paper; one set for each small group.
- Four Hula hoops
- Music playing device like a smartphone
- Upbeat and fun Christmas music
- Downloads or recordings of "Silent Night," "Hark! The Herald Angels Sing," "O Little Town of Bethlehem," and "Away in a Manger"

GROUPS: CREATING A SAFE PLACE TO CONNECT (25 MINUTES)

Create a safe place to connect and learn how the Bible story applies to real life experiences, through interactive activities and discussion questions.

(Choose as many of these activities as you like.)

* If you don't have time to do all these activities, be sure to do activity #3.

1. CELEBRATE JESUS!

[TALK ABOUT GOD | BIBLE STORY REVIEW]

Made to Move: an activity that increases the oxygen in the brain and taps into the energy in the body

WHAT YOU NEED:

- Print the "Piñata Pointers" Activity Page on paper; one for each small group.
- Print the "Celebrate Jesus!" Activity Pages on cardstock and cut apart; one set for each small group.
- One paper lunch sack (for four kids or fewer) or one paper grocery bag (for five or more kids)
- Individually wrapped candies that are appropriate for your environment—handful for each kid
- Tissue paper
- Stapler or tape
- Hole punch
- Yarn or twine
 - Follow the directions on "Piñata Pointers" to make a piñata with the above supplies.
- Wooden stick
- Zipper top bags
- Painter's tape
- *Optional broom stick or similar if needed instead of tying to the ceiling*

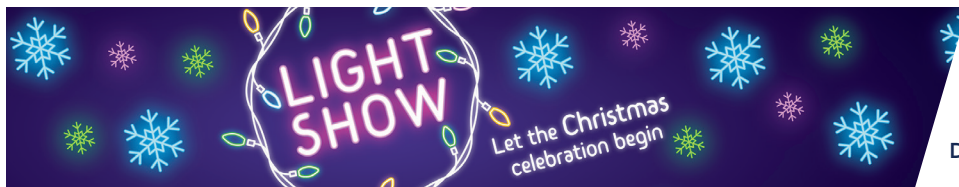
2. CELEBRATION STATIONS

[LIVE FOR GOD | APPLICATION ACTIVITY]

Made to Create: an activity that explores ideas through the process of drawing, building, designing, and problem-solving

WHAT YOU NEED:

- Variety of kid-friendly musical instruments such as:
 - maracas
 - tambourines
 - bells
 - wood blocks
- Variety of art supplies such as:
 - construction paper
 - markers
 - scissors
 - glue sticks
 - wrapping paper scraps
 - ribbons
 - bows



WEEK
THREE
DECEMBER 2021

SMALL GROUP

K-1

PRELUDE

SOCIAL

STORY

WORSHIP

GROUPS

HOME

GETTING READY

HERE'S EVERYTHING YOU NEED TO KNOW TO GET READY FOR THIS WEEK

*3. MEMORY VERSE MANIA

[HEAR FROM GOD | MEMORY VERSE ACTIVITY]

Made to Move: an activity that increases the oxygen in the brain and taps into the energy in the body

WHAT YOU NEED:

- Print Bible marked at John 3
- Print the "Memory Verse Cards" Activity Page on cardstock and cut apart; one set for every three to four kids.
- For every three to four kids, provide:
 - Seven candy canes
 - Unsharpened pencil or dowel rod
 - Two feet of yarn
 - Stadium cup or similar (16-oz)
 - Tape each verse card to the stem of a candy cane.
 - Make a "fishing pole" by taping one end of a string to the pencil and the other end to the base of the seventh candy cane.
 - Place each set of "Memory Verse" candy canes in the plastic cup with the "hook" ends up.

4. PRAY AND DISMISS

[PRAY TO GOD | PRAYER ACTIVITY]

Made to Reflect: an activity that creates space for personal processing and application

WHAT YOU NEED:

- Hymnal or lyrics app with "Hark! The Herald Angels Sing"
- Optional music accompaniment to "Hark! The Herald Angels Sing" on device like a smartphone

HOME: PROMPTING ACTION BEYOND THE EXPERIENCE

- Print on cardstock or email this week's devotionals and Parent Cue cards.
- Tell parents about our additional family resource:
Parent Cue app.